



Highline
ZULULAMI LUXURY
APARTMENTS

FRONT ELEVATION



The richness of home



2 & 3 BEDROOMS UNITS

2 BATHROOMS

COVERED BALCONY

GARAGE

SECURE PARKING



Private Garden

BACK ELEVATION



UNIT TYPES



A piece of natural heaven

TYPE A



BASEMENT PLAN



GROUND FLOOR PLAN



FIRST FLOOR PLAN

TYPE B



BASEMENT PLAN

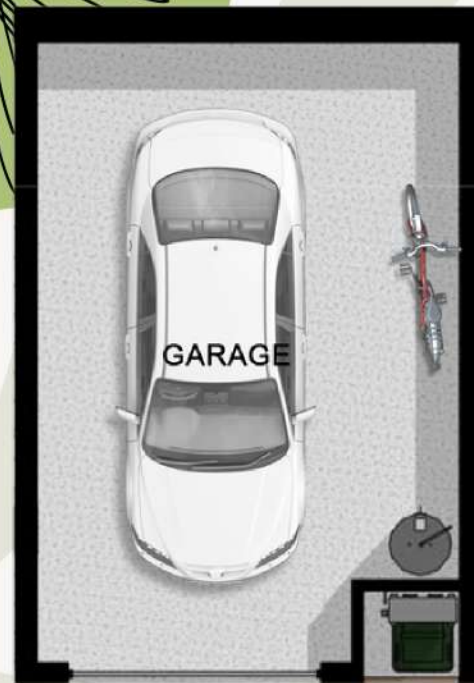


GROUND FLOOR PLAN



FIRST FLOOR PLAN

TYPE C



**BASEMENT
PLAN**



GROUND FLOOR PLAN



FIRST FLOOR PLAN

CLOSE TO HOME

SHOPPING CENTRES

Tiffany's Centre	2.8KM
Salt Rock City Centre	3.4KM
The Odyssey Ballito	9.0KM
Ballito Lifestyle Centre	8.0KM
Ballito Junction Mall	8.2KM

HOSPITALS

Netcare Alberlito	9.3KM
Ballito Clinic	9.6KM

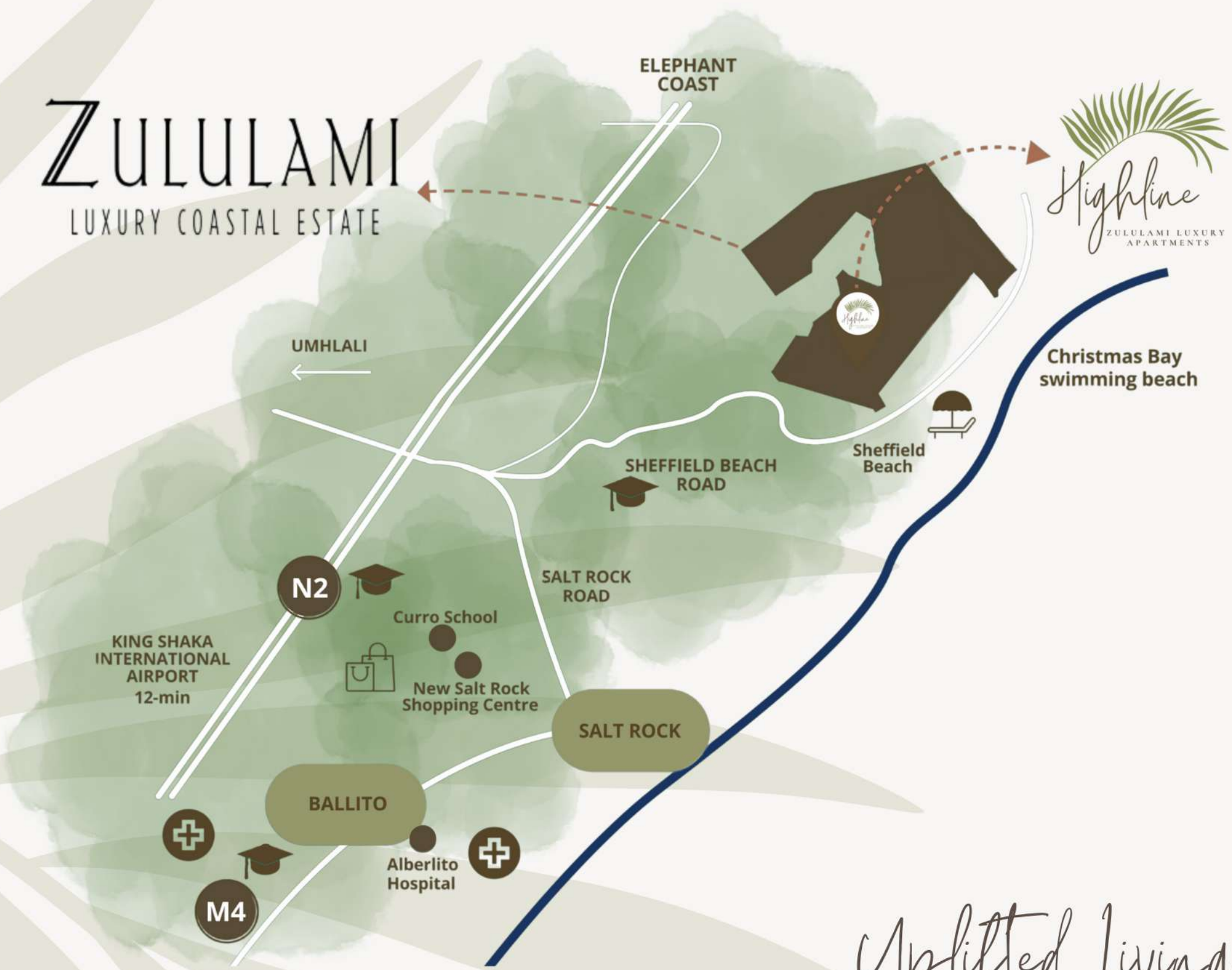
SCHOOLS

Umhlali Preparatory	2.8KM
Curro Salt Rock School	3.4KM
Beaches Independent Primary	9.0KM
Sheffield Beach Pre-Primary	8.0KM
Maidstone Primary School	8.2KM

FAMILY RECREATION

Zululami Wetlands Clubhouse	0KM
Flag Animal Farm	0.75KM
Salt Rock Beach	3.7KM
Sheffield Beach	5.7KM

ZULULAMI
LUXURY COASTAL ESTATE



Uplifted Living



Zululami Sales Office

Find your soul at Zululami

From the picturesque wetlands and indigenous forests to the stunning coastline, be uplifted by the abundance of diverse nature that surrounds you within Zululami Luxury Coastal Estate.

Find your home at Highline

12 Luxury sea-facing apartments with stylish contemporary architectural design which integrates nature, design and carefully considered landscaping.



Zululami Wetlands Clubhouse

INTERNAL PERSPECTIVE



FURNITURE NOT INCLUDED

INTERNAL LIVING PERSPECTIVE




FURNITURE NOT INCLUDED

INTERNAL LIVING PERSPECTIVE



INTERNAL LIVING PERSPECTIVE



ZULULAMI WETLANDS CLUBHOUSE




Zululami Floating Clubhouse



ACCESS TO SHEFFIELD BEACH





FITNESS PARK



FOREST PAVILION



FOREST BOARDWALKS
& TRAILS



BEACH ACCESS



COMMUNITY HARVEST
GARDEN



WETLANDS CLUBHOUSE



CONTACT YOUR LOCAL PROPERTY
AGENT FOR MORE DETAILS.

ZULULAMI
LUXURY COASTAL ESTATE

ROWLES GROUP